





# 51st MILITARY PENTATHLON WORLD CHAMPIONSHIP






## Toledo - ESPAÑA

### Obstacle Run


#### Team women

Toledo, 22-Julio-2003

| Place | Team  | Total points  |                |       |         |                         |        |              |         |
|-------|---|---------------|----------------|-------|---------|-------------------------|--------|--------------|---------|
| 1     |    | <b>CHINA</b>  | <b>3.399,0</b> |       |         |                         |        |              |         |
|       |   |               |                | Place | Rank    | Name                    | Time   | Observations | Points  |
|       |   |               |                | 1     | 1° LIET | TIAN, LINNA             | 2:17.4 |              | 1.158,2 |
|       |   |               |                | 2     | 1° LIET | YIN, LI                 | 2:19.6 |              | 1.142,8 |
|       |   |               |                | 5     | 2° LIET | WANG, YING              | 2:26.0 |              | 1.098,0 |
|       |   |               |                | 7     | CAPT    | XU, LEI                 | 2:28.4 |              | 1.081,2 |
| 2     |  | <b>RUSSIA</b> | <b>3.184,1</b> |       |         |                         |        |              |         |
|       |   |               |                | Place | Rank    | Name                    | Time   | Observations | Points  |
|       |   |               |                | 3     | WO      | SIMONOVA, ELENA         | 2:24.4 |              | 1.109,2 |
|       |   |               |                | 9     | WO      | ROMANOVA, NATALIA       | 2:29.6 |              | 1.072,8 |
|       |   |               |                | 15    | KAPT    | BLAGOVA, NADEJDA        | 2:39.7 |              | 1.002,1 |
|       |   |               |                | 20    | WO      | PENKOVA, ELENA          | 2:41.0 |              | 993,0   |
| 3     |  | <b>LATVIA</b> | <b>3.094,5</b> |       |         |                         |        |              |         |
|       |   |               |                | Place | Rank    | Name                    | Time   | Observations | Points  |
|       |   |               |                | 6     | PFC     | DAUSKANE, INGA          | 2:28.1 |              | 1.083,3 |
|       |   |               |                | 12    | PFC     | EVERTE, RUDITE          | 2:35.1 |              | 1.034,3 |
|       |   |               |                | 21    | LT      | KOJALOVICA, ILONA       | 2:43.3 |              | 976,9   |
|       |   |               |                | 27    | 2LT     | ROZENBERGA, LIENE       | 2:50.9 |              | 923,7   |
| 4     |  | <b>NORWAY</b> | <b>3.068,6</b> |       |         |                         |        |              |         |
|       |   |               |                | Place | Rank    | Name                    | Time   | Observations | Points  |
|       |   |               |                | 8     | 2.LT    | BERNTSEN, GUNHILD       | 2:29.0 |              | 1.077,0 |
|       |   |               |                | 16    | 1.LT    | DYRKOLBOTN, ANN KRISTIN | 2:40.5 |              | 996,5   |
|       |   |               |                | 18    | 1.LT    | NYBAK, BERIT            | 2:40.7 |              | 995,1   |
| 5     |  | <b>SPAIN</b>  | <b>3.061,6</b> |       |         |                         |        |              |         |
|       |   |               |                | Place | Rank    | Name                    | Time   | Observations | Points  |
|       |   |               |                | 11    | Guardia | MARTIN, TRINIDAD        | 2:34.6 |              | 1.037,8 |

| Place     | Team  |                             | Total points             |
|-----------|---|-----------------------------|--------------------------|
|           | 14  | Cabo EXPOSITO, PURIFICACION | 2:35.7 1.030,1           |
|           | 19  | DLP POVEDA, CRISTINA        | 2:40.9 993,7             |
|           | 23  | Cabo SACRISTAN, NOELIA      | 2:46.7 953,1             |
| <b>6</b>  |    | <b>SWEDEN</b>               | <b>3.005,6</b>           |
|           | Place Rank  | Name                        | Time Observations Points |
|           | 4 PRIV  | TOADER, CARMEN              | 2:25.5 1.101,5           |
|           | 10 PRIV   | TOADER, ANA-MARIA           | 2:32.4 1.053,2           |
|           | 31 PRIV   | GILLERFORS, ULRIKA          | 3:01.3 850,9             |
|           | 35 2 LT   | STRÖMBERG, MIA              | 3:16.3 745,9             |
| <b>7</b>  |    | <b>NETHERLANDS</b>          | <b>2.666,8</b>           |
|           | Place Rank  | Name                        | Time Observations Points |
|           | 24 SGT  | VAN DONGEN, ANNEMARIE       | 2:47.8 945,4             |
|           | 26 VDG  | HEUGENS, ANNEMIEKE          | 2:48.6 939,8             |
|           | 32 SGT  | VAN DER HOEK, RENATE        | 3:11.2 781,6             |
| <b>8</b>  |   | <b>CZECH REPUBLIC</b>       | <b>2.651,4</b>           |
|           | Place Rank  | Name                        | Time Observations Points |
|           | 16 LT   | JAROSOVA, ZDENKA            | 2:40.5 996,5             |
|           | 29 S.MAJ  | CHVATALOVA, TEREZA          | 2:54.2 900,6             |
|           | 34 LT   | POKORNA, DANA               | 3:15.1 754,3             |
| <b>9</b>  |  | <b>DENMARK</b>              | <b>1.942,6</b>           |
|           | Place Rank  | Name                        | Time Observations Points |
|           | 13 1° LTE   | ERIKSEN, ANNE-SOPHIE        | 2:35.3 1.032,9           |
|           | 28 1° LTE   | LARSEN, MARIANNE            | 2:52.9 909,7             |
| <b>10</b> |  | <b>TURKEY</b>               | <b>973,4</b>             |
|           | Place Rank  | Name                        | Time Observations Points |
|           | 22 MIL.NURSE  | GÜDEK, BAHAR                | 2:43.8 973,4             |
| <b>11</b> |  | <b>BELGIUM</b>              | <b>945,4</b>             |
|           | Place Rank  | Name                        | Time Observations Points |
|           | 24 SGT  | DELARBRE, NATHALIE          | 2:47.8 945,4             |
| <b>12</b> |  | <b>FINLAND</b>              | <b>862,8</b>             |
|           | Place Rank  | Name                        | Time Observations Points |
|           | 30 CAD  | VARTIA, LIINA               | 2:59.6 862,8             |

---

| Place |   | Team       |                     | Total points |              |        |  |  |
|-------|---|------------|---------------------|--------------|--------------|--------|--|--|
| 13    |  | ITALY      |                     | 763,4        |              |        |  |  |
|       |   | Place Rank | Name                | Time         | Observations | Points |  |  |
|       |   | 33 C.M.    | LAMARINA, FRANCESCA | 3:13.8       |              | 763,4  |  |  |

---